

Name of Child: \_\_\_\_\_ Date: \_\_\_\_\_

# Lorazepam Given by Rectum

## Other names

Ativan



**1 mL syringe**



**3 mL syringe**

## Why is it given?

Rectal lorazepam helps stop seizures. Lorazepam given rectally takes four to eight minutes to work.

## How much to give

\_\_\_\_\_ mg or \_\_\_\_\_ mL

Weight: \_\_\_\_\_

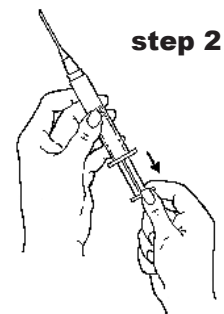
concentration of \_\_\_\_\_ mg/mL

## When

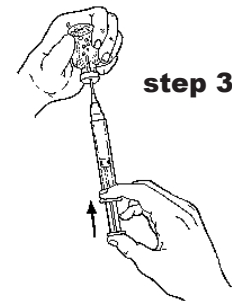
- yes  no Give your child lorazepam if your child's seizure (**generalized tonic-clonic**) lasts longer than three minutes.
- yes  no Give lorazepam only once, unless your doctor said you could use it more than once.

## How to give the medicine:

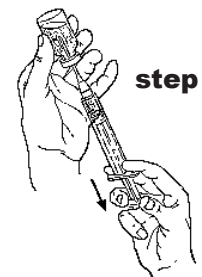
1. Hold a  yes  no 1 cc syringe  
 yes  no 3 cc syringe in your hand.  
Take the cap off the needle.
2. How much medicine do you need to put into the syringe? Pull up that much air into the syringe.
3. Put the needle into the bottle top. Push the air in.  
Keep the needle in the bottle.
4. Tilt the bottle and syringe upside down.  
Pull out the right amount of medicine.
5. Take the needle out of the bottle.
6. Pull one more cc of air into the syringe.
7. Take the needle off the syringe. Throw out the needle in the special container.



**step 2**  
**Pull up air into the syringe.**




**step 3**  
**Push in the air**



**step 4**  
**Pull out the medicine**

8. Put some K-Y Jelly (not Vaseline) on the tip of the syringe.

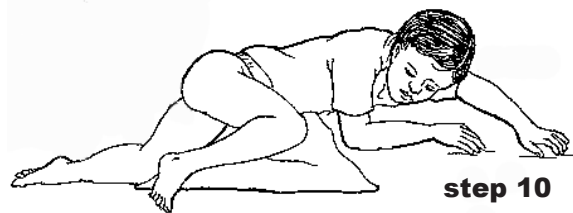
9. Check the syringe. Do you have the right amount of medicine?



10. Put the child on his or her left side, with knees bent and pulled up to the chest.

**Step 8**  
**Put jelly on tip.**

11. Put the tip of the syringe 1 to 2-1/2 inches (2 to 6 cm) into the child's rectum.



12. Push the lorazepam into the rectum and take out the syringe.

**step 10**  
**Put your child on the left side**

13. Hold your child's buttocks together as long as you can up to five minutes, to keep the medicine from leaking out.

14. Throw out the syringe in the special container.

15. Call your doctor right after you give the medicine. The number is:

\_\_\_\_\_

## Things to know about this medicine:

- If your child turns blue or has trouble breathing, call 911 right away.
- After you give the medicine, comfort your child with holding or cuddling.
- After giving lorazepam, do not let your child walk alone. He or she may fall down or get hurt.
- Keep this and all medicines out of the reach of children.

## Possible side effects:

- dizzy
- weak
- hard, dry stool
- sleepy
- dry mouth
- confused
- no stool

## Now that you've read this:

Tell your nurse or doctor when you will give your child lorazepam.  
(Check when done.)

Show your nurse or doctor how you will give your child lorazepam.  
(Check when done.)



If your child turns blue or has trouble breathing,  
call 911 right away.



If you have any questions or concerns,  
 call your child's doctor or  call \_\_\_\_\_

If you want to know more about child health and illness,  
visit our library at The Emily Center at Phoenix Children's Hospital  
1919 East Thomas Road  
Phoenix, AZ 85016  
602-546-1400  
www.phoenixchildrens.com

888-908-5437

### Disclaimer

The information provided at this site is intended to be general information, and is provided for educational purposes only. It is not intended to take the place of examination, treatment, or consultation with a physician. Phoenix Children's Hospital urges you to contact your physician with any questions you may have about a medical condition.

Thursday, May 17, 2007 • DRAFT in family review  
#57 • Written by Melani Jaskowiak, RN, MSN, CNRN • Illustrated by Dennis Swain



Name of Health Care Provider: \_\_\_\_\_ Number: 57

For office use: Date returned: \_\_\_\_\_  db  nb

## Family Review of Handout

**Health care providers:** Please teach families with this handout.

**Families:** Please let us know what you think of this handout.

Would you say this handout is hard to read?  Yes  No

easy to read?  Yes  No

Please circle the parts of the handout that were hard to understand.

Would you say this handout is interesting to read?  Yes  No

Why or why not?

Would you do anything differently after reading  
this handout?  Yes  No

If yes, what?

After reading this handout, do you have any  
questions about the subject?  Yes  No

If yes, what?

Is there anything you don't like about the drawings?

Yes  No

If yes, what?

What changes would you make in this handout to make it better or easier to understand?

Please return your review of this handout to your nurse or doctor or send it to the address below.

Fran London, MS, RN  
Health Education Specialist  
The Emily Center  
Phoenix Children's Hospital  
1919 East Thomas Road  
Phoenix, AZ 85016-7710

602-546-1395

[flondon@phoenixchildrens.com](mailto:flondon@phoenixchildrens.com)

**Thank you for helping us!**