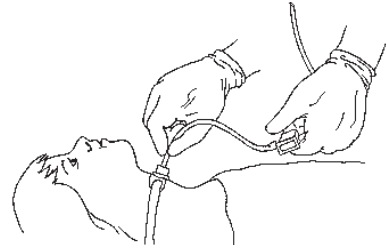


# CPR for a Child with Tracheostomy

1. Suction 2 times.



2. Bag 2 times.

If air will not go in, change the trach.  
Have someone call EMS.

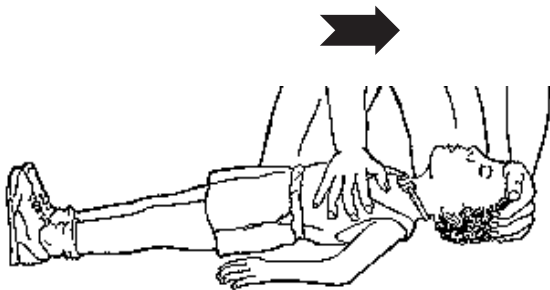


3. Check for Signs of Life.

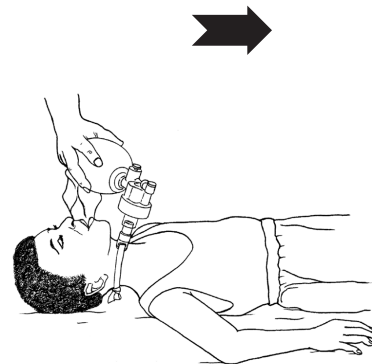
Look for:  
color, breathing, movement, coughing

No Signs of Life

Signs of Life



Give 2 breaths with bag,  
then 30 chest pushes. Repeat.



Bag once every 5 seconds

4. If alone, call EMS after 5 cycles or about 2 minutes.

5. Check for Signs of Life again after every 5 cycles or  
about 2 minutes.

6. Continue until child is breathing or help arrives.