

Name of Child: \_\_\_\_\_ Date: \_\_\_\_\_

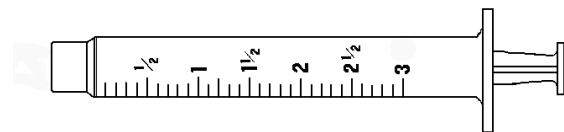
# Diazepam Given by Rectum

## Other names:

Valium, Diazepam Intensol



**1 mL syringe**



**3 mL syringe**

## Why is it given?

Diazepam is given to treat repeating seizures.

This medicine will take four to eight minutes to work.

## How much to give:

\_\_\_\_\_ mg or \_\_\_\_\_ mL    Weight: \_\_\_\_\_  
concentration of \_\_\_\_\_ mg/mL

When to give: (Check all that apply):

Give diazepam to your child after the first whole body  
(generalized tonic-clonic) seizure that lasts more than 4 minutes.

Give only one dose.

You may give another dose if: \_\_\_\_\_

## What you need:

- 1 mL syringe
- 3 mL syringe
- diazepam
- feeding tube
- K-Y Jelly

## How to give this medicine:

1. Hold a syringe in your hand. Take the cap off the needle.

2. How much medicine do you need to put into the syringe?  
Pull up that much air into the syringe.

3. Put the needle into the bottle top. Push the air in.  
Keep the needle in the bottle.

4. Tilt the bottle and syringe upside down.  
Pull out the right amount of medicine.

5. Take the needle out of the bottle.

6. Take the needle off the syringe.  
Throw out the needle in the special container.

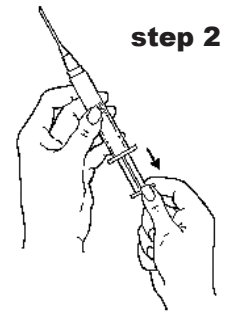
7. Attach the feeding tube to the end of the syringe.  
Put some K-Y Jelly (not Vaseline) on the tip of the feeding tube.

8. Check the syringe. Do you have the right amount of medicine?

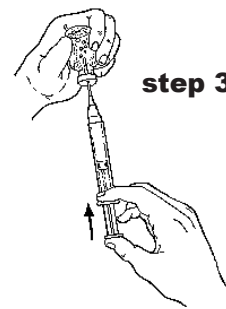
9. Pull 2 mL of air into the syringe.

10. Put the child on his or her left side, with knees bent and pulled up to the chest.

11. Put the 1 inch of the tubing into the child's rectum.



**Pull up air into the syringe.**



**Push the air in.**



**Pull out the right amount of medicine.**



**Step 10:  
Put your child on the left side.**

12. Push the diazepam and the air into the tube. Take out the syringe and tubing after all the medicine is through the tube.
13. Hold your child's buttocks together three to five (3 to 5) minutes, to keep the medicine from leaking out.
14. Throw out the syringe in the special container.



15. Call your doctor right after you give the medicine.

The number is: \_\_\_\_\_

- If your child turns blue or has trouble breathing, call 911 right away.

### **Things to know about this medicine:**

- After you give the medicine, comfort your child with holding or cuddling.
- The dose of medicine is based on your child's weight. Call the doctor if your child's weight changes.
- This medicine may cause dizziness and drowsiness. After giving diazepam, do not let your child walk alone. He or she may fall or get hurt.
- Keep all medicines out of the reach of children.

### **Possible side effects:**

- dizzy
- drowsy
- confused
- dry mouth

### **Now that you've read this:**

- Show your nurse or doctor how you would give diazepam. (Check when done.)



If you have any questions or concerns,  
 call your child's doctor or  call \_\_\_\_\_

If you want to know more about child health and illness,  
visit our library at The Emily Center at Phoenix Children's Hospital  
1919 East Thomas Road  
Phoenix, AZ 85016  
602-546-1400  
888-908-5437  
[www.phoenixchildrens.com](http://www.phoenixchildrens.com)

**Disclaimer**

The information provided at this site is intended to be general information, and is provided for educational purposes only. It is not intended to take the place of examination, treatment, or consultation with a physician. Phoenix Children's Hospital urges you to contact your physician with any questions you may have about a medical condition.

Thursday, May 17, 2007 • DRAFT to family review  
#58a • Written by Melani Jaskowiak, BSN, RN, CNRN • Illustrated by Dennis Swain



# The Emily Center

## Diazepam Given by Rectum

### Medication

Si usted desea esta información en español, por favor pídasela a su enfermero o doctor.

Name of Health Care Provider: \_\_\_\_\_ Number: 58a  
For office use: Date returned: \_\_\_\_\_  db  nb

## Family Review of Handout

Health care providers: Please teach families with this handout.

Families: Please let us know what you think of this handout.

Would you say this handout is hard to read?  Yes  No

easy to read?  Yes  No

Please circle the parts of the handout that were hard to understand.

Would you say this handout is interesting to read?  Yes  No

Why or why not?

Would you do anything differently after reading this handout?  Yes  No

If yes, what?

After reading this handout, do you have any questions about the subject?  Yes  No

If yes, what?

Is there anything you don't like about the drawings?

Yes  No

If yes, what?

What changes would you make in this handout to make it better or easier to understand?

Please return your review of this handout to your nurse or doctor or send it to the address below.

Fran London, MS, RN  
Health Education Specialist  
The Emily Center  
Phoenix Children's Hospital  
1919 East Thomas Road  
Phoenix, AZ 85016-7710

602-546-1395

[flondon@phoenixchildrens.com](mailto:flondon@phoenixchildrens.com)

Thank you for helping us!