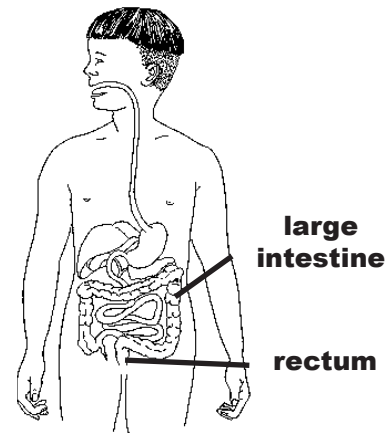


Name of Child: _____ Date: _____

Rectal Motility Test

Why do a rectal motility test?

The rectum is the last part of the large intestine. The muscles of the rectum push the stool out into the toilet or diaper. A rectal motility test is done to make sure these muscles are working.



Getting ready:

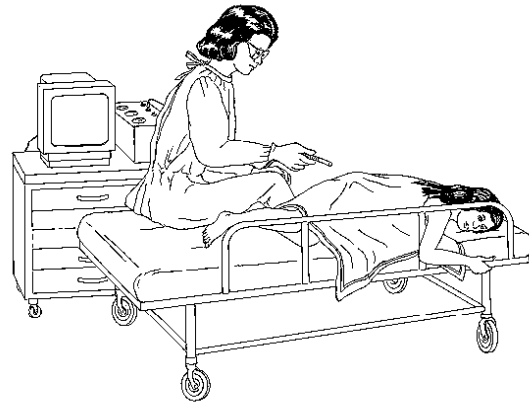
- This test does not hurt. Your child will have to follow some simple instructions.
- Sometimes the rectum needs to be cleaned out before the test is done. If your child needs an enema or suppository, your nurse will tell you what to do.
- If your child is old enough to understand, explain to your child what will happen. Do this when you think the time is right. Children do best when they are told what they will see, feel and hear during the test.
- Ask your nurse or doctor to tell you what your child may eat before the test. (Check when done.)
- Call your doctor if your child has a fever. The test may need to be done on another day.

Before the test:

- Write down your questions and bring them with you to ask before your child has the test.
- Go to the desk and check in your child. Then you and your child will get ready for the test.
- A nurse will ask you some questions about your child. Then the nurse will check your child's temperature, blood pressure, and heart rate.
- The doctor and nurse who will do your child's rectal motility test will answer your questions about the test.
- The doctor will ask you to sign a consent form. This means that you give your permission for the doctor to do the test.

During the test:


- You and your child will be taken to a special room for the test. If you want, you may stay with your child during the test.
- The doctor and nurses will wear gowns, gloves and glasses during the test.
- Your child will lie on a padded table on his or her left side.
- During the test the doctor or nurse will ask your child to be as still as possible and not to talk, unless it's necessary.
- The test is done with a tube with a small balloon at the end of it. The tube is attached to a machine. The machine measures and records the pressures in your child's rectum.
- Several times, the tube will be gently put into your child's rectum and slowly pulled out.
- Your child will be asked to tell the doctor when he or she feels the urge to have a bowel movement.
- At one point, your child will be asked to squeeze, as if trying to stop having a bowel movement.



Your child will lie on a padded table on his or her left side.

What your child will feel during the test:

- Jelly (lubricant) will be put on the end of the tube and the balloon to make it easier to put into your child's rectum. The jelly feels cold.
- When the tube is placed in your child's rectum, there may be some pressure or your child may feel the need to have a bowel movement. This goes away quickly.



The jelly feels cold.

After the test:

- The doctor will tell you the results of the test.
- Your child may eat and drink as usual.
- Your child may play or go to school, as usual.

Now that you've read this:

- Tell your child's nurse or doctor how you will get your child ready for the test. (Check when done.)



If you have any questions or concerns,

- call your child's doctor or call _____

If you want to know more about child health and illness,
visit our library at The Emily Center at Phoenix Children's Hospital
1919 East Thomas Road
Phoenix, AZ 85016
602-546-1400 888-908-5437
www.phoenixchildrens.com

Disclaimer

The information provided at this site is intended to be general information, and is provided for educational purposes only. It is not intended to take the place of examination, treatment, or consultation with a physician. Phoenix Children's Hospital urges you to contact your physician with any questions you may have about a medical condition.

Tuesday, May 29, 2007 • DRAFT in family review
#118 • Written by Nancy Rayhorn, BSN, RN, CGRN • Illustrated by Dennis Swain



Rectal Motility Test

Diagnostic Test/Exam

Si usted desea esta información en español, por favor pídasela a su enfermero o doctor.

Name of Health Care Provider: _____ Number: 118
For office use: Date returned: _____ db nb

Family Review of Handout

Health care providers: Please teach families with this handout.

Families: Please let us know what you think of this handout.

Would you say this handout is hard to read? Yes No

easy to read? Yes No

Please circle the parts of the handout that were hard to understand.

Would you say this handout is interesting to read? Yes No

Why or why not?

Would you do anything differently after reading this handout? Yes No

If yes, what?

After reading this handout, do you have any questions about the subject? Yes No

If yes, what?

Is there anything you don't like about the drawings?

Yes No

If yes, what?

What changes would you make in this handout to make it better or easier to understand?

Please return your review of this handout to your nurse or doctor or send it to the address below.

Fran London, MS, RN
Health Education Specialist
The Emily Center
Phoenix Children's Hospital
1919 East Thomas Road
Phoenix, AZ 85016

602-546-1395

flondon@phoenixchildrens.com

Thank you for helping us!